

SHAUNLEANE

THIS RING SIZER IS PROVIDED AS A GUIDE ONLY

Ring Sizes

Place your ring over the circles below. The circle that fills the inside of the ring without overlapping is the correct size. Letter shown within the circle is your ring size.



45.00 mm



37.50 mm



38.75 mm



40.00 mm



41.25 mm



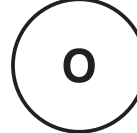
51.25 mm



52.50 mm



53.75 mm



55.00 mm




56.25 mm




57.50 mm




58.75 mm




60.13 mm



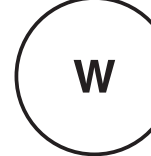
61.38 mm



62.61 mm



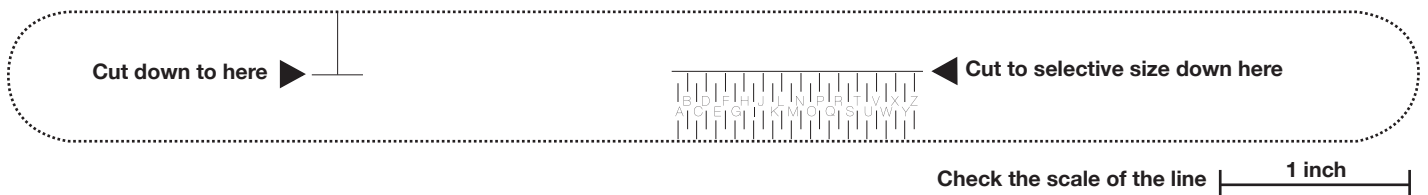
63.83 mm



65.09 mm

Ring Measuring Guide

- 1) Cut out the sizer and select the right size. Once you have slit the paper, twist and slot. Slip your finger through the loop.
- 2) Do not pull on the sizer tightly as this will give you the wrong size for your finger.



IMPORTANT

Make sure you print this page at 100%, and do not select 'shrink to fit page' option.

SHAUNLEANE

English	American	French/Japanese
A	$\frac{1}{2}$	—
A $\frac{1}{2}$	1	—
B	1	—
B $\frac{1}{2}$	1	—
C	1 $\frac{1}{2}$	—
C $\frac{1}{2}$	1 $\frac{3}{4}$	—
D	2	1
D $\frac{1}{2}$	2 $\frac{1}{4}$	2
E	2 $\frac{1}{2}$	—
E $\frac{1}{2}$	2 $\frac{3}{4}$	3
F	3	4
F $\frac{1}{2}$	3 $\frac{1}{4}$	—
G	3 $\frac{1}{4}$	5
G $\frac{1}{2}$	3 $\frac{1}{2}$	—
H	3 $\frac{3}{4}$	6
H $\frac{1}{2}$	4	—
I	4 $\frac{1}{4}$	7
I $\frac{1}{2}$	4 $\frac{1}{2}$	8
J	4 $\frac{3}{4}$	—
J $\frac{1}{2}$	5	9
K	5 $\frac{1}{4}$	10
K $\frac{1}{2}$	5 $\frac{1}{2}$	—
L	5 $\frac{3}{4}$	11
L $\frac{1}{2}$	6	—
M	6 $\frac{1}{4}$	12
M $\frac{1}{2}$	6 $\frac{1}{2}$	13
N	6 $\frac{3}{4}$	—
N $\frac{1}{2}$	7	14
O	7	15
O $\frac{1}{2}$	7 $\frac{1}{4}$	—
P	7 $\frac{1}{2}$	16
P $\frac{1}{2}$	7 $\frac{3}{4}$	—
Q	8	17
Q $\frac{1}{2}$	8 $\frac{1}{4}$	18
R	8 $\frac{1}{2}$	—
R $\frac{1}{2}$	8 $\frac{3}{4}$	19
S	9	20
S $\frac{1}{2}$	9 $\frac{1}{4}$	—
T	9 $\frac{1}{2}$	21
T $\frac{1}{2}$	9 $\frac{3}{4}$	22
U	10	—
U $\frac{1}{2}$	10 $\frac{1}{4}$	23
V	10 $\frac{1}{2}$	24
V $\frac{1}{2}$	10 $\frac{3}{4}$	—
W	11	25
W $\frac{1}{2}$	11 $\frac{1}{4}$	—
X	11 $\frac{1}{2}$	26
X $\frac{1}{2}$	11 $\frac{3}{4}$	—
Y	12	—
Y $\frac{1}{2}$	12 $\frac{1}{4}$	—
Z	12 $\frac{1}{2}$	—

Inches	CM
	1
	2
1	3
	4
2	5
	6
	7
3	8
	9
4	10
	11
	12
5	13
	14
	15
6	16
	17
7	18